



**District Report Card: 2017**


<b>State:</b> Sikkim	<b>District:</b> South Sikkim
<b>Class:</b> 3	<b>Subject:</b> Language
<b>Schools:</b> 59	<b>Students:</b> 567


**Participation/Coverage**


**Students**

<b>GENDER</b> 	Boys		Girls	
	Number	%	Number	%
	292	51.50	275	48.50

<b>AREA</b> 	Rural		Urban	
	Number	%	Number	%
	503	88.71	64	11.29

<b>CATEGORY</b> 	SC		ST		OBC		GEN	
	Number	%	Number	%	Number	%	Number	%
	57	10.05	183	32.28	239	42.15	88	15.52

<b>CWSN</b> 	LD	VI	HI	S&LD	ID	Oth
	0	2	1	5	2	1

<b>Management</b> 	Government		Government-aided	
	Number	%	Number	%
	545	96.12	22	3.88

**Average Performance of Students in Language (%)**

Overall	Gender		Area		Management		Social Group			
	Male	Female	Rural	Urban	Govt.	Aided	SC	ST	OBC	GEN
60.96	61.03	60.90	61.90	53.65	61.15	56.36	54.27	59.64	64.21	59.24

## Performance on Learning Outcomes (LOs)

Learning Outcomes	Description	Average Performance(%)
L304	Reads small texts with comprehension i.e., identifies main ideas, details, sequence and draws conclusions	63.00
L312	Reads printed scripts on the classroom walls: poems, posters, charts etc.	56.90

Range of Performance of Students who Answered Correctly							
Below 30%		30% - 50%		50% - 75%		Above 75%	
Number	%	Number	%	Number	%	Number	%
81	14.29	106	18.69	197	34.74	183	32.28

### Lowest Performing Learning Outcomes (LOs)

1 - Reads printed scripts on the classroom walls: poems, posters, charts etc. (56.90)

2 - Reads small texts with comprehension i.e., identifies main ideas, details, sequence and draws conclusions (63.00)